



Half Circle Sunburst

Product No.	Width	Height	Projection
HCS18	18"	9-3/4"	2"
HCS24	24"	12-3/4"	2"
HCS28	28"	14-3/4"	2"
HCS30	30"	15-3/4"	2"
HCS32	32"	16-3/4"	2"
HCS33	33"	17-1/4"	2"
HCS33-5/8	33-5/8"	17-3/4"	2"
HCS36	36"	18-3/4"	2"
HCS37-5/8	37-5/8"	19-3/4"	2"
HCS40	40"	20-3/4"	2"
HCS42	42"	21-3/4"	2"
HCS44	44"	22-3/4"	2"
HCS48	48"	24-3/4"	2"
HCS56	56"	28-3/4"	2"
HCS60	60"	30-3/4"	2"
HCS72	72"	36-3/4"	2"
HCS84	84"	42-3/4"	2"
HCS96	96"	48-3/4"	2"
HCS120	120"	60-3/4"	2"



Sunburst Segment

Product No.	Width	Height	Projection
SS28X9	28"	9"	2"
SS30X9	30"	9"	2"
SS32X9-1/2	32"	9-1/2"	2"
SS33-5/8X10	33-5/8"	10"	2"
SS36X11	36"	11"	2"
SS375/8X11-1/2	37-5/8"	11-1/2"	2"
SS41-5/8X12	41-5/8"	12"	2"
SS48X12-1/2	48"	12-1/2"	2"
SS54X13	54"	13"	2"
SS58X14	58"	14"	2"
SS64X14	64"	14"	2"
SS72X15	72"	15"	2"
SS78X15	78"	15"	2"
SS84X16	84"	16"	2"
SS96X18	96"	18"	2"
SS108X20	108"	20"	2"


Permalife Inc. manufactures many sizes of sunbursts, sunburst segment, gable sunburst, and specialties such as trapezoid sunbursts. Customizing these sunbursts is something we do better than anyone else. If you need a special size to fit over a window, or into an unusual gable, just order the next size larger and specify "cut down to:" We also apply many custom trims to our products. Arch trims, Louver trims, Keystones, Rosettes, or whatever you think will make your product unique. You will see many examples of this throughout our catalog. Any product that we cut down or modify is finished to appear as though it was made as one piece in a mold. Permalife attention to quality and detail is second to no one.

While many of our sunbursts are stock items, please allow a little extra time for modifications, which will fluctuate with business and seasonal conditions.

Siding




Many of our products can be factory routed to receive siding. This allows for siding to be tucked behind the trim for a nicer appearance. This does not provide a "J" channel type flange. Proper flashing for weathertightness is the responsibility of the installer.




Trapezoid Sunburst



Sunburst Segment with louver trim and keystone




Half Circle Sunburst with 10" custom arch trim and keystone




Half Circle Sunburst with 10" custom arch trim, keystone, and WH9 shoulders



Half Circle Sunburst with arch trim and keystone and flat trim shoulders and border trim




Half Circle Sunburst with arch trim and keystone



Half Circle Sunburst with louver trim and keystone



Half Circle Sunburst with arch trim



Gable Sunburst

Product No.	Width	Height	Pitch	Projection
GS 60 - 8	60"	20"	8/12	2"
GS 60 - 12	60"	30"	12/12	2"
GS 72 - 12	72"	36"	12/12	2"
GS 84 - 8	84"	28"	8/12	2"



Siding



Many of our products can be factory routed to receive siding. This allows for siding to be tucked in behind the trim for a nicer appearance. This does not provide a "J" channel type flange. Proper flashing for weathertightness is the responsibility of the installer.



Half Circle Plain

Product No.	Width	Height	Projection
HCP36	36"	18-3/4"	2"




Plain Segment

Product No.	Width	Height	Projection
PS36X11	36"	11"	2"



Round Plain

RDP-18 is standard size. We can make these to the same sizes as our round louver vents




Custom Plain window Header with Instep, Border, and Keystone



Custom Plain Segment with Sill

Phone 1-800-376-6768 or 1-616-245-0180
 Fax 1-800-386-6768 or 1-616-245-5142
www.permalifeinc.com





Half Circle Fan



Half Circle Fan w/ trim ring

Standard size is 36" base. These can be made at any size

Product No.	Width	Height	Projection
HCF24	24"	12-3/4"	2"
HCF30	30"	15-3/4"	2"
HCF32	32"	16-3/4"	2"
HCF34	34"	17-3/4"	2"
HCF36	36"	18-3/4"	2"
HCF40	40"	20-3/4"	2"
HCF48	48"	24-3/4"	2"
HCF60	60"	30-3/4"	2"
HCF66	66"	33-3/4"	2"
HCF72	72"	36-3/4"	2"
HCF84	84"	42-3/4"	2"



Fan Segment w/ Trim Ring

Standard size is 54" base. These can be made at any size



Custom Elliptical Fan




Custom Round Fan

Siding



Many of our products can be factory routed to receive siding. This allows for siding to be tucked in behind the trim for a nicer appearance. This does *not* provide a "J" channel type flange. Proper flashing for weathertightness is the responsibility of the installer.

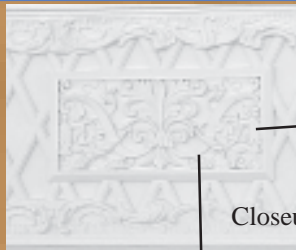


Diamond Scale Panels



Fish Scale Panels

Permalife Inc. fishscale and diamond scale panels are rather unique offering. They are available in up to 136" base and 54" in height. They are custom made, within these size limits, to your specifications. You can order them slightly oversized, and cut them to fit on the job, or you can have us make them to the exact size you need. These panels offer savings over vinyl panels because you won't waste material on angle cuts, as well as the labor savings of completing a gable installation in one piece. And the fact that they are maintenance free and one piece puts them out of reach for comparison to wood. These panels are designed to be used in gables only up to the size specified. They are not designed to interlock or overlap. For gables larger than this, we recommend a good interlocking vinyl product.



Closeup of detailing



Custom face panel 120"x19"



Custom face panel 120"x30"



Closeup of detailing



Shown in this section are just a few examples of the types of custom products and detailing that we at Permalife Inc. are capable of creating and reproducing. Very few companies are capable of producing products at this size and with this much detail. Call us for details.



Raised trim diamond panel 120"x52"



Closeup of detailing

